



Your (Override) Flag or Mine?

Sue C. Vest, CTR

Missouri Cancer Registry

University of Missouri-Columbia

Missouri Department of Health & Senior Services

Supported by CDC/NPCR Cooperative Agreement #U55/CCU721904-01



Acknowledgements



★ Saba Yemane, Database Manager

★ Jeannette Jackson-Thompson, MSPH, PhD



★ Nancy Cole, CTR

★ Deborah Bringman, PhD





Background



★ NAACCR study

- 1995-1999 data
- Complete study -

<http://www.naacr.org/Stats/EpiReports.html>



★ NPCR

- 1995-2000 data
- Individual state report comparisons





Percentage by Year



	1996	1997	1998	1999	2000
MO	5.09%	9.42%	5.05%	9.08%	2.85%
NPCR	0.37%	0.74%	0.48%	0.29%	0.10%



MCR Results



★ Unexpected results

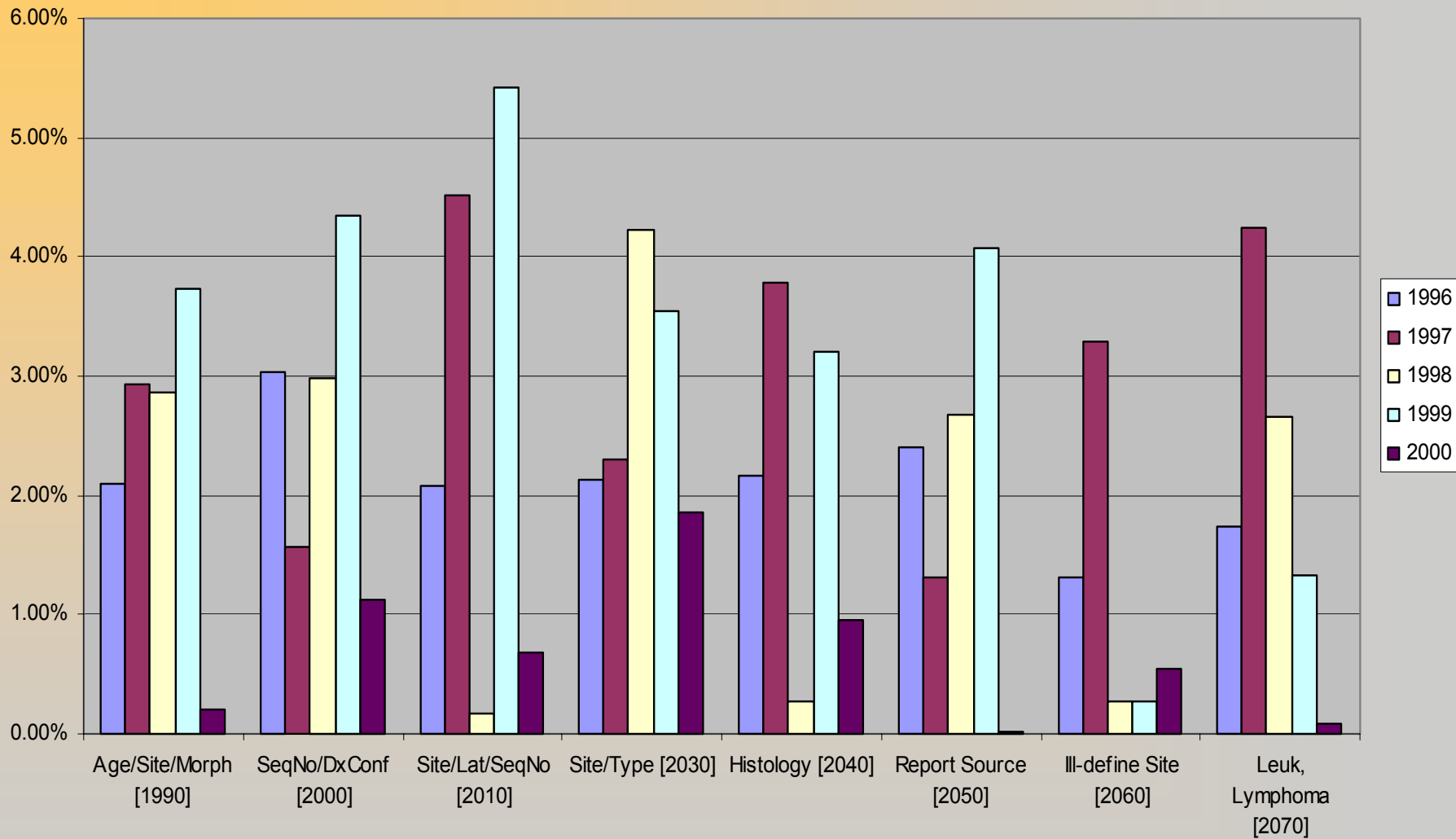
- Percentage higher than NPCR/SEER
 - Exceptions = Site/Behavior & Site/Lat/Morph



★ Identified need for review of OR flags

- General guidelines for registry staff in place
- Followback & reconciliation conducted







Review



★ Cases & flags

- 138,096 total cases in file
- 8,635 cases w/flags (6%)
- 26,958 total flags





★ Flags per case

- 1 flag = 2836
- 2 flags = 228
- 3 or more flags = 5571 (65%)





Review (con't)



★ % total flags by type

- Age/site/morph = 12%
- Seq#/dx conf = 13%
- Site/lat/seq# = 13%
- Surg/dx conf = 11%
- Site/type = 14%
- Hist, report source, leuk/lym = 10% (each)
- Ill-defined site = 6%



More review!



★ Number by hospital

- Size
- Year of diagnosis
- ACOS accreditation
- Vendor
 - 70% from one vendor
 - 4 hospitals w/>20 % cases w/OR flags

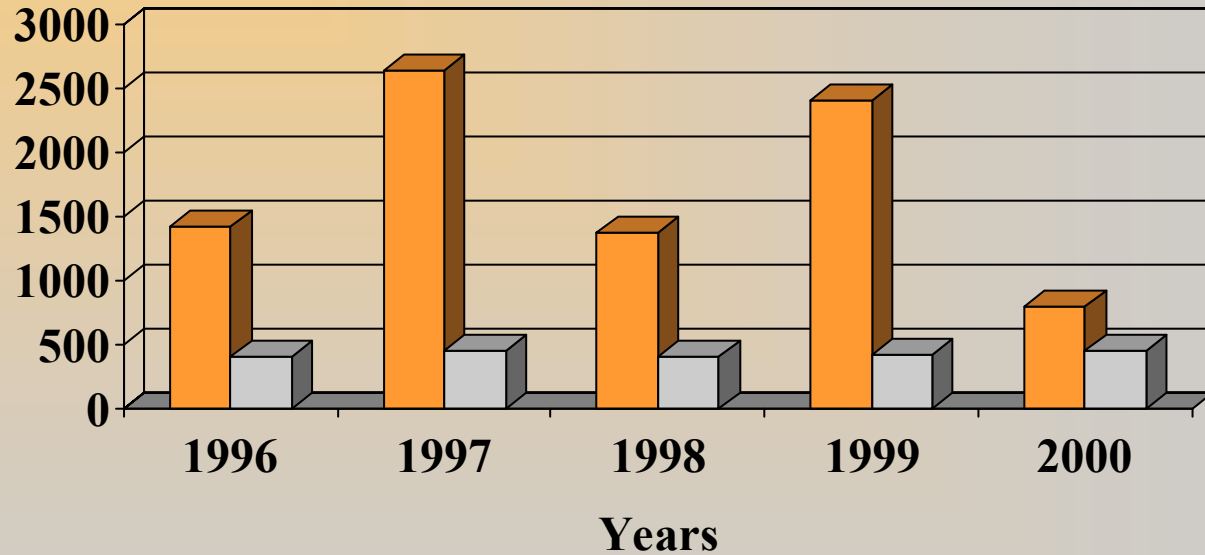




Internal Review



Number of Overrides by Year



Original **# Updated**



Original Vs. Updated (# of flags)



# Flags	Original	Updated
1 flag	2836	2072
2 flag	228	29
3 flag	2002	0
4 flag	2049	0
5 flag	143	0
6 flag	1210	0
7 flag	5	0
8 flag	4	0
9 flag	158	0



Original Vs. Updated (% total flags)

Flag	Original	Updated
Age/Site/Morph	11.97%	6.09%
Seqno/DxConf	13.11%	23.44%
Site/Lat/Seqno	12.75%	0.55%
Surg/DxConf	11.43%	2.47%
Site/Type	14.12%	50.23%
Histology	10.16%	1.42%
Report Source	10.41%	0.09%
Ill-Defined	5.86%	15.38%
Leuk/Lymph	10.19%	0.32%





Internal Review



★ Procedures

- Review criteria for override flags
- Emphasize QA issues



★ Edits

- Review central registry software edits
- Develop informational aids





Percentage by Year (Updated)



	1996	1997	1998	1999	2000
MO-Updated	1.46%	1.61%	1.51%	1.54%	1.71%
NPCR	0.37%	0.74%	0.48%	0.29%	0.10%
MO	5.09%	9.42%	5.05%	9.08%	2.85%



Lessons Learned



- ★ Do not bring in flags on submitted cases

- ★ Review use of OR flags more often



- ★ Establish more specific guidelines for staff and hospital registrars

- ★ Education





Suggestions



★ Specific (user-friendly) guidelines from national standard setters





★ Best practices

★ Workshops



From Anxiety to Opportunity





Contact Information



★ Sue Vest, CTR

Missouri Cancer Registry

573-882-7236

vests@health.missouri.edu

Project Manager

